



# JATINDER SHARMA & CO.

## CHARTERED ACCOUNTANTS

201-Shakti Nagar, Near Shiv Mandir, Backside SBOP, Jalandhar (Pb.)

(M) 98720-65293 Ph. (O) 0181-2281006(R) 01882-265293

Second Off : 1st Floor, Shop No. 6, Nanha Complex, Kapurthala. 9888498616

E-mail : fca@cajatindersharma.com jatindersharma.ca@gmail.com

CA. Jatinder Sharma

B.Com. F.C.A.

www.cajatindersharma.com

Dated \_\_\_\_\_

### AUDITOR'S REPORT

The Principal,  
Beant College of Engg & Technology,  
Gurdaspur, Punjab.

#### Sub: Audit Report for the F.Y 2013-14

We have audited the attached Balance Sheet of **Beant College of Engg & Technology**, Gurdaspur as at 31<sup>st</sup> March 2014 and the attached Income & Expenditure Account for the year ended on that date. These financial statements are the responsibility of the college's management. Our responsibility is to express an opinion on these financial statements based on our audit.


1.) We have conducted our audit in accordance with auditing standards generally accepted in India. Those standards require that we plan and perform the audit to obtain reasonable assurance about whether the financial statements are free from material misstatement. An audit also includes examining, on test basis, evidence supporting the amounts and disclosures in the financial statements. An audit also includes assessing the evaluating the overall financial statements presentation. We believe that our audit provides a reasonable basis for our opinion.

2.) We report that:-

- (i) We have obtained all the information and explanations, which to the best of our knowledge and belief were necessary for the purpose of our audit.
- (ii) In our opinion, proper books of accounts as required by law have been kept the college, so far as it appears from our examination of the books.
- (iii) The attached Balance Sheet, Income & Expenditure Account and Receipt and Payment account annexed with this report are in agreement with the books of account.
- (iv) The books of accounts are prepared on cash system of accounting.
- (v) The depreciation is calculated as per rates being followed since inception. The rates of depreciation are not commensurate with the rate of depreciation provided in Income Tax Act, 1961 or Companies Act 2013.
- (vi) The all fee recorded in books of account is on basis of collection entries in bank account of the college.
- (vii) The Balances of Bank accounts in the Balance Sheet are shown as per Books of accounts. As per management few entries in the bank are not presented to bank and not yet en cashed.

For JATINDER SHARMA &  
CHARTERED ACCOUNTANTS

CA. JATINDER SHARMA (PROP.)  
M.NO.503270  
FRN.019811N  
DATED: 06/04/2015.



**BEANT COLLEGE OF ENGINEERING AND TECHNOLOGY, GURDASPUR**

**BALANCE SHEET AS ON 31st MARCH, 2014**

S.NO.	LIABILITIES	AMOUNT(Rs)	S.NO.	ASSETS	AMOUNT(Rs)
A)	<b>CAPITAL FUND</b>		A)	<b>FIXED ASSETS (As per Ann."D")</b>	501534577.11
	Opening Balanceas on 1.4.2013	381405401.38			
	ADD Excess of Income Over Expenditure over Income	3000357.69			
1	Grant in AID (Girls Hostel)	10000000.00			
2	Grant in Aid project account	10044237.00			
3	Grant in aid-Book Bank Scheme	2497500.00	B)	<b>CURRENT ASSETS</b>	
4	Grant in aid AICTE	6924615.00	1	Cash in hand (As per Ann."E")	375345.75
5	Amalgamated Fund (As per Ann., "A")	89203847.74	2	FDR's with Bank (As per Ann., "E")	317686085.00
6	Hostel Fund (As per Ann., "B")	13532928.76	3	Cash with banks (As per Ann., "E")	7950254.71
7	Maint. Of Building Fund	6833636.00	4	Postage stamp in hand	1275.00
8	Depreciation Reserve	232171170.79			
9	Capital fund project	701430.00	C)	<b>LOANS AND ADVANCES.</b>	
10	Land Compensation DTE/IT	17447210.00	1	Telephone security	76495.00
11	Development Fund (Annexure 'G')	50376800.00	2	LPG Security	136800.00
B)	<b>CURRENT LIABILITIES AND PROVISIONS</b>		3	Advances to other (Annexure-F))	2766345.00
1	EMD (As per Ann."C")	285200.00	4	FDR Security(Annexure-F)	10900.00
2	Security(Annexure-F)	32900.00	5	Baba Hira Singh B.C.E. & Tech. Lehragaga	80000.00
3	Advance Rent	73950.00	6	Soft Loan TEQIP-II	6000000.00
4	Hostel Mess Advance	58850.00	7	Punjab Energy Dev. Agency	3559.00
5	Pb.State Bd.Tech.Edu..	14935.00	8	National Conference	16083.00
6	Mess Advance	528393.00	9	PTU Exams.	1817313.00
7	Caution Money(10257456+7367205)	17624661.00	10	Principal DTE/IT, LAND COMP.	1000.00
8	Scholarhip/Stipend(1000+133550)	134550.00	11	Festival Loan	74600.00
9	IRG	294407.00	12	GSLI	180.00
10	Development Fund	91022.00	13	GPF Deputations	16647.00
11	Smart Card	2180.00	14	Corpus TEQIP	621000.00
12	Advance Payable(Annexure-F)	39200.00	15	Equipment Dev. Fund TEQIP	621000.00
13	Leave salary contribution	165404.00	16	Faculty Dev.	621000.00
14	CPF Recovery	158604.00	17	Maint Fund TEQIP	621000.00
15	PTU, Distance Education Exams	12529.00	18	TEQIP Fund-II	1000.00
16	Pb. St.Council of Scie. & Tech.	12860.00	19	Amal Fund	820629.00
17	Processing fee	1220500.00	20	University Fee(1546472-1517247)	29225.00
18	CPF Recovery	33030.00	21	Hostel Fund	5600.00
19	NBCC ltd	27735.21	22	PTU Grant	40000
20	Misc liabilities (As per Annexure-G)	4563.00	23	TDS 2013-14	3055632
21	Licence Fee	4594.00			
22	House rent	4750.00			
23	JEE Test	1065.00			
24	CPF Sub.	18529.00			
	<b>TOTAL</b>	<b>844983545.57</b>		<b>TOTAL</b>	<b>844983545.57</b>

**AUDITOR'S REPORT**

Subject to our separate report of even date attached

DATED: 06/04/2015  
PLACE: JALANDHAR

For **JATINDER SHARMA & CO.,**  
CHARTERED ACCOUNTANTS.  
M. No. 503270  
20, Shakti Nagar,  
JALANDHAR  
C.A JATINDER SHARMA (PROP.)  
M.NO.503270  
FRN 019811N

*Rohit An*  
SUPDT. /c Acct

*hjm*  
REGISTRAR

*hjm*  
PRINCIPAL

**BEANT COLLEGE OF ENGINEERING AND TECHNOLOGY, GURDASPUR**

**INCOME AND EXPENDITURE ACCOUNT FOR THE YEAR ENDING 31, MARCH-2014**

S.NO.	EXPENDITURE	AMOUNT(Rs)	S.NO.	INCOME	AMOUNT(Rs)
1	To Salary & Allowances(As per Annexure-H)	135912823.00	1	By Tution Fee	124909230.00
2	To Electricity Charges	6716444.00	2	By Fees/College Fee(Net)	12247413.00
3	To Vehicle Running & Repair	936617.00	3	By Bank Interest(as per Annex.H)	33630117.00
4	To Maintenance of College Exps.(As per Ann.-H)	6776931.00	4	By Elect. Charges	3272550.00
5	To Stationery Expenses	113046.00	5	By Rent received	455152.00
6	To TA/DA Expenses	1645585.00	6	By Water charges	84870.00
7	To Bank Charges	2457.00	7	By Bus chargers	36675.00
8	To Telephone Expenses	92875.00	8	BY OTHER RECEIPTS(As per Annexure-H)	913966.00
9	To Reimb. Of medical bill	917067.00	9	By RTI	2221.00
10	To TA/DA Experts	89395.00	10	By Other Recovery	3543.00
11	To Duties & Taxes	372498.00	11	By Registration Form	150.00
12	To Maintenance of Internet & Computer	3000.00	12	By Notice Pay	146781.00
13	To Meeting & Refreshment	10168.00	13		
14	To Office Expenses/Legal Expenses	164039.00			
15	To Deprciation	18949365.31			
16	By Excess of Income over Expenditue	3000357.69			
<b>TOTAL</b>		<b>175702668.00</b>			<b>175702668.00</b>

**AUDITOR'S REPORT**


**Subject to our separate report of even date attached  
For JATINDER SHARMA & CO.,  
CHARTERED ACCOUNTANTS.**

DATED: 06/04/2015  
PLACE: JALANDHAR

  
**CA JATINDER SHARMA**  
(Proprietor)  
**M.NO.503270**  
**FRN 019811N**

  
**SUPDT. Y. A. Att**

  
**REGISTRAR**

  
**PRINCIPAL**

**BEANT COLLEGE OF ENGINEERING & TECHNOLOGY, GURDASPUR**

**AMALGAMATED FUND (SB A/c No.-55108985759)**

**ANNEXURE-A**

**BALANCE SHEET OF AMALGAMATED FUND AS ON 31ST MARCH, 2014**


S.NO.	PARTICULARS	AMOUNT(Rs)
<b>1</b>	<b>Opening Balance as on 01.04.2013</b>	
	I) As per Cash book	675299.74
	ii) (a) FDRs with banks	23022735.00
	ii) (b) FDR Corpus	45280272.00
	iii) Cash in hand	4428.00
	iv) Fixed assets (Multimedia projector)	402900.00
	v) Equipments	89000.00
	Machinery & Equipment	896786.00
	Library Books	11493.00
	Music Equipment	8837.00
	ADV. Rishi Tuli	7200.00
	ADV. Ranjit Singh, Supdt	5000.00
	ADV. Ravinder Singh, Supdt	2400.00
		70406350.74
<b>2</b>	<b>Add: i) Amt. transferred from main account during the year 2012-2013</b>	9774117.00
	ii) Interest recd. during the year	11663704.00
	iii) Misc. Income	35360.00
	iii) Alumni meet	40600.00
		21513781.00
	<b>TOTAL</b>	<b>91920131.74</b>

**3 Less: Amt. spent during the year 2013-14**

	1) Projection Club Charges	117000.00	
	2) Culture function/curricular activities	652558.00	
	3) Sports expenses/PTU Sports Exp.	400964.00	
	4) NSS	7610.00	
	5) NCC	420.00	
	6) Printing & Stationary	303846.00	
	7) Maint. And running of DG Set	305676.00	
	8) Advt. and publicity	582700.00	
	9) Meeting and refreshment	84763.00	
	10) Medical Expenses	95348.00	
	11) Innovative fund	17390.00	
	12) Library Expenses	133690.00	
	13) Postage & Telegram	13819.00	
	14) Bank Charges	500.00	2716284.00
	<b>Balance as on 31st March, 2014</b>	<b>TOTAL</b>	<b>89203847.74</b>

**DETAIL OF BALANCE AS ON 31.3.2014 IS AS UNDER:-**

S.NO.	PARTICULARS	AMOUNT(Rs)
1	SBOP 55108985759 As per cash book	362575.74
2	FDR with Banks Corpus Fund	53716353.00
3	FDR with Banks	27656761.00
4	Cash in hand	5863.00
5	Fixed assest(Multimedia Projector)	402900.00
6	Equipments	89000.00
7	Music Equipments	8837.00
8	Library Books AM. Fund	11493.00
9	Machinery & Equipment	896786.00
10	Soft Loan to TEQIP-II Project	6000000.00
11	Advances Rishi Tuli	7200.00
12	Advance Niripjit	5000.00
13	Advance Ravinder Singh, Supdt	300.00
14	Advance Harish Pungotra	39214.00
15	Advance Gurnam Singh	7000.00
	<b>TOTAL</b>	<b>89209282.74</b>
	<b>Less: Advances Payable</b>	
1	Sh. O P Singh	435.00
2	Sh. Ranjit Singh Supdt	5000.00
	<b>Closing Balance as on 31st March, 2014</b>	<b>TOTAL</b>
		<b>89203847.74</b>



**BEANT COLLEGE OF ENGINEERING & TECHNOLOGY, GURDASPUR**

**HOSTEL FUND SBOP A/c No.: 55108985760**

**ANNEXURE-B**

**BALANCE SHEET OF HOSTEL FUND AS ON 31ST MARCH, 2014**

S.NO.	PARTICULARS		AMOUNT(Rs)
1	Opening Balance as on 01.04.2013		
	i) As per Cash Book	580011.76	
	ii) FDR's	9000000.00	
	iii) Cash in hand	200.00	
	iv) Punjb Energy, Dev. Authority,	742220.00	
	v) Equipment of Hostel	556722.00	
	vi) Furniture & Fixture	102640.00	
2	Add: i) Amt. transferred from main account during the year 2013-2014	780850.00	
	ii) Interest recd. during the year	2389718.00	
	iii) Maint of Hostel	940.00	
	<b>Total</b>		<b>14153301.76</b>
3	Less: Amt. spend during the year 2013-2014		
	i) Wages	592362.00	
	ii) Bank Charges	125.00	
	iii) Printing & Stationary	5000.00	
	iv) Meeting & refreshment	22886.00	620373.00
	<b>BALANCE AS ON 31.3.2014</b>		<b>13532928.76</b>

**DETAIL OF BALANCE AS ON 31ST MARCH, 2014 IS AS UNDER:-**

S.NO.	PARTICULARS		AMOUNT(Rs)
1	SBOP 55108985760 As per cash book		265924.76
2	FDR with Banks		11922762.00
3	Cash in Hand		200.00
4	Equipments		556722.00
5	PB. Energy, Developmment Authority, Chd.		597680.00
6	Furniture & Fixtures		189640.00
	<b>Closing Balance as on 31 March 2014</b>	<b>Total</b>	<b>13532928.76</b>




*to cr*

**BEANT COLLEGE OF ENGG.& TECHNOLOGY, GURDASPUR**

**ANNEXURE-"C"**

**SCHEDULE OF EMD OUTSTANDING AS ON 31ST MARCH, 2014**

	<b>PARTICULARS</b>	<b>AMOUNT(Rs)</b>
1	Aartek Enterprises New Delhi	21000.00
2	Alishan off set Printers , GSP (EMD)	1610.00
3	Analytical Enggs. Ambala Cantt	50.00
4	Books & stationary shop(EMD)	10000.00
5	Indian Design Sollutions P.Ltd. Ldh	10000.00
6	Crane software international, N. Delhi	8440.00
7	HCL Infosys, Chandigarh	22000.00
8	Kapal Industries , Ludhiana.	18000.00
9	Karyana Provision Shop (EMD)	10000.00
10	Laxmi Industries, Ludhiana	1800.00
11	M/s Neelam Engg.Co. Agra	8000.00
12	MS. Infogenic, Chandigarh	10900.00
13	Naresh Kumar, Gurdaspur	500.00
14	Roop Telescope Ultrasonics Ltd.,Mumbai	4400.00
15	Roorkee Equipment, Roorkee	5500.00
16	SBOP	10000.00
17	Sham Sunder Gupta	10000.00
18	Shanti Devi, Batala	5000.00
19	Shivalik Book Centre, Chandigarh	5000.00
20	Dassult System Simulation	8000.00
21	Universal Instruments Servicing Co (P)Ltd.,Delhi	5000.00
22	VISINet Infotech. Solution Pvt. Ltd., Delhi	20000.00
23	DUCOM India Pvt. Limited, Banglore	7000.00
24	Cybermotion Tech. Hyderabad	20000.00
25	Biotron Health Care Mumbai	9000.00
26	New College Canteen	25000.00
27	Stationary and Photostat	15000.00
28	Mitutoya South Asia Pvt. Limited	14000.00
	<b>Total</b>	<b>285200.00</b>



*Handwritten signature*

**BEANT COLLEGE OF ENGINEERING & TECHNOLOGY, GURDASPUR**  
**SCHEDULE OF FIXED ASSETS FORMING PART OF BALANCE SHEET AS ON 31/03/2014**

ANNEXURE-D

PARTICULARS	Rate of	Balance as on	Additions	Additions	Total	W.D.V. as on	DEPRECIATION	DEP. On W.D.	Dep. On Add.		Total	W.D.V. as on
	Dep.	1.4.2013	1st half	2nd halves	31-03-2014	1.4.2013	UPTO 31/3/2013	during the year	during the year	(10+11)	Depreciation	31-03-2014
2	3	4	5	6	7	8	9	10	11	(10+11)	12	13
Land	10%	37343257.64			<b>37343257.64</b>	37343257.64	0.00	0.00	0	0.0	0.00	37343257.64
Building	10%	224798966.8	11236		<b>224810202.8</b>	104513010.57	120285956.23	10451301.06	1124	10452425.1	130738381.29	94071821.51
Development Works	10%	15229450			<b>15229450</b>	6555778.82	8673671.18	655577.88	0	655577.9	9329249.06	5900200.94
Electrical Installation	10%	11580576			<b>11580576</b>	5026907.50	6553668.50	502690.75	0	502690.8	7056359.25	4524216.75
Air Condition work	10%	1992767			<b>1992767</b>	857820.77	1134946.23	85782.08	0	85782.1	1220728.31	772038.69
Diesel Gen.Set	15%	777493			<b>777493</b>	211859.53	565633.48	31778.93	0	31778.9	597412.40	180080.60
Buses	15%	1240878.53			<b>1240878.53</b>	338127.65	902750.88	50719.15	0	50719.1	953470.03	287408.50
Car	15%	189806			<b>189806</b>	51720.51	138085.49	7758.08	0	7758.1	145843.57	43962.43
Tata Sumo	15%	321178			<b>321178</b>	87517.77	233660.23	13127.67	0	13127.7	246787.90	74390.10
Library Books(BBC)	10%	877500	1520027		<b>2397527</b>	377734.68	499765.32	37773.47	152003	189776.5	689541.79	1707985.21
Library Books	10%	2747861			<b>2747861</b>	1304176.43	1443684.57	130417.64	0	130417.6	1574102.21	1173758.79
Hostel Equipments	10%	772584			<b>772584</b>	410304.83	362279.17	41030.48	0	41030.5	403309.65	369274.35
Kitchen Equipments	10%	122547	35400		<b>157947</b>	52752.61	69794.39	5275.26	3540	8815.3	78609.65	79337.35
Office Equipments	10%	2821780	15300	80620	<b>2917700</b>	1520499.00	1301281.00	152049.90	5561	157610.9	1458891.90	1458808.10
Sports Equipments	10%	274310			<b>274310</b>	136412.72	137897.28	13641.27	0	13641.3	151538.55	122771.45
Laboratory Equipments	10%	623906.98			<b>623906.98</b>	268571.38	355335.60	26857.14	0	26857.1	382192.74	241714.24
Furniture/Fixtures	10%	13599170.52	38895	411394	<b>14049459.52</b>	6833467.45	6765703.07	683346.75	24459	707805.7	7473508.81	6575950.71
Music items	10%	19478			<b>19478</b>	8384.36	11093.64	838.44	0	838.4	11932.07	7545.93
Audio Visual	10%	24045			<b>24045</b>	10350.11	13694.89	1035.01	0	1035.0	14729.90	9315.10
Machinery & Equip.	15%	34216803.67			<b>34216803.67</b>	12444576.15	21772227.52	1866686.42	0	1866686.4	23638913.94	10577889.73
Micro Processor Lab	15%	354788			<b>354788</b>	95517.77	259270.23	14327.67	0	14327.7	273597.89	81190.11
Electronic Devices Lab	15%	151942			<b>151942</b>	38967.09	112974.91	5845.06	0	5845.1	118819.98	33122.02
Chemical Engg.Lab	15%	1957321			<b>1957321</b>	516972.59	1440348.41	77545.89	0	77545.9	1517894.30	439426.70
Mechanical Engg.Lab	15%	109877			<b>109877</b>	28336.36	81540.64	4250.45	0	4250.5	85791.10	24085.90
Applied Sci.Lab.	15%	1750029			<b>1750029</b>	486419.05	1263609.96	72962.86	0	72962.9	1336572.81	413456.19
Fuel Energy Lab.	15%	11154			<b>11154</b>	2860.56	8293.44	429.08	0	429.1	8722.52	2431.48
Electronic Lab.	15%	1118787			<b>1118787</b>	287349.33	831437.67	43102.40	0	43102.4	874540.07	244246.93
Dispensary(NC)	15%	32851			<b>32851</b>	9249.92	23601.08	1387.49	0	1387.5	24988.57	7862.43
Fluid Mech.Lab.	15%	205322			<b>205322</b>	52657.17	152664.83	7898.58	0	7898.6	160563.41	44758.59
Manufacturing Lab.	15%	333196			<b>333196</b>	85452.32	247743.68	12817.85	0	12817.8	260561.53	72634.47
Thermodynamic Lab.	15%	260706			<b>260706</b>	66861.07	193844.93	10029.16	0	10029.2	203874.09	56831.91
Material Science Lab.	15%	264605.72			<b>264605.72</b>	67861.05	196744.67	10179.16	0	10179.2	206923.83	57681.89
Computer Centre	15%	22489524.47			<b>22489524.47</b>	5801423.19	16688101.28	870213.48	0	870213.5	17558314.76	4931209.71
Elect.Engg.Machine Lab.	15%	222360			<b>222360</b>	57167.88	165192.12	8575.18	0	8575.2	173767.30	48592.70
Communication Lab.	15%	503215			<b>503215</b>	129610.31	373604.69	19441.55	0	19441.5	393046.23	110168.77
Digital Electronic Lab.	15%	82948			<b>82948</b>	21328.91	61619.09	3199.34	0	3199.3	64818.42	18129.58
Workshop (NC)	15%	1995392			<b>1995392</b>	513718.46	1481673.54	77057.77	0	77057.8	1558731.31	436660.69
Mass Transfer Lab	15%	2000			<b>2000</b>	512.92	1487.08	76.94	0	76.9	1564.01	435.99



2

Heat Transfer Lab.	15%	430352	111867.43	318484.57	16780.11	0	16780.1	335264.69	95087.31
Measurement Lab.	15%	59654	15298.96	44355.04	2294.84	0	2294.8	46649.89	13004.11
Theory of Machine Lab.	15%	202872	52028.88	150843.12	7804.33	0	7804.3	158647.45	44224.55
Strength of Mat. Sci. Lab.	15%	22500	5770.39	16729.61	865.56	0	865.6	17595.17	4904.83
Auto Mobile Engg. Lab.	15%	163205	44431.32	118773.68	6664.70	0	6664.7	125438.38	37766.62
Environment Engg. Lab.	15%	59954	15654.37	44299.64	2348.15	0	2348.2	46647.79	13306.21
Analog Integrated Cir. Lab	15%	31369	8114.48	23254.52	1217.17	0	1217.2	24471.69	6897.31
Reaction Engg. Lab.	15%	89700	23004.34	66695.66	3450.65	0	3450.7	70146.31	19553.69
Material Testing Lab.	15%	734230	188301.88	545928.12	28245.28	0	28245.3	574173.40	160056.60
PCB Electronic Lab.	15%	246315	66240.76	180074.24	9936.11	0	9936.1	190010.35	56304.65
Control System Lab.	15%	234019	60016.91	174002.09	9002.54	0	9002.5	183004.63	51014.37
Mech. Operation Lab.	15%	122352	31378.84	90973.16	4706.83	0	4706.8	95679.99	26672.01
Linear Integrated Cir. Lab.	15%	47023	12059.91	34963.09	1808.99	0	1809.0	36772.08	10250.92
Network Electronic Device Lat	15%	10478	2687.08	7790.92	403.06	0	403.1	8193.98	2284.02
Thermal Engg. Lab.	15%	84996	21798.35	63197.65	3269.75	0	3269.8	66467.40	18528.60
Industrial Electronic Lab	15%	88741	22758.98	65982.02	3413.85	0	3413.8	69395.87	19345.13
Micro Processor Lab	15%	397496	101943.07	295552.93	15291.46	0	15291.5	310844.39	86651.61
Machinery & Equip.(Project)	15%	16118881	7449816.23	8669064.77	1117472.43	0	1117472.4	9786537.21	6332343.79
Multimedia Projector(AMF.)	15%	402900	121562.84	281337.17	18234.43	0	18234.4	299571.59	103328.41
Equipments(AMF.)	15%	89000	35313.99	53686.01	5297.10	0	5297.1	58983.11	30016.89
Tractor	15%	325350	83439.67	241910.33	12515.95	0	12516.0	254426.28	70923.72
Ambassador Car	15%	397017	101819.27	295197.73	15272.89	0	15272.9	310470.62	86546.38
Materology Lab	15%	87928	24539.57	63388.43	3680.94	0	3680.9	67069.37	20858.63
Flexible MFG Lab	15%	2951118	954441.18	1996676.82	143166.18	0	143166.2	2139842.99	811275.01
Air Condition Lab.	15%	1752538	489116.78	1263421.23	73367.52	0	73367.5	1336788.74	415749.26
Equipment Hostels	15%	556722	196161.09	360560.91	29424.16	0	29424.2	389985.08	166736.92
Furning of Mech. Lab	15%	1600000	558181.28	1041818.72	83727.19	0	83727.2	1125545.91	474454.09
Music Equip.(AMF)	10%	8837	4957.16	3879.84	495.72	0	495.7	4375.55	4461.45
College Canteen block	10%	2000000	1062882.00	937118.00	106288.20	0	106288.2	1043406.20	956593.80
Machinery & Equip.(Project) I	15%	438279	194466.65	243812.35	29170.00	87661	116831.0	360643.35	1809845.65
Capital work in process	10%	47789754.78	47789754.78	0.00	0.00	0	0.0	0.00	58519754.78
Machinery & Equip(AMF.)	15%	896786	510435.77	386350.23	76565.37	0	76565.4	462915.60	433870.40
Building (Land comp) DTE/IT	10%	0	0.00	0.00	0.00	163618	163618.0	163618.00	1472562.00
Capital WIP (Land Comp)	10%	1000000	2000000.00	0.00	0.00	0	0.0	0.00	1363820.00
Library Books (Devp fund)	10%	145653	133175.00	12478.00	13317.50	0	13317.5	25795.50	119857.50
Mach. & Equip (Devp fund)	15%	3802316	3507374.00	294942.00	526106.1	6720	532826.1	827768.10	3060920.90
Library Books (AMF)	10%	11493	10918.00	575.00	1091.8	0	1091.8	1666.80	9826.20
Capital work in process(Dev)	10%	12000000	12000000.00	0.00	0	0	0.0	0.00	17975000.00
Building (Campus Developme	10%	576149	547342.00	28807.00	54734.2	571	55305.2	84112.20	503457.80
Furniture/Fixtures(HF)	10%	102640	102640.00	0.00	10264	4350	14614.0	14614.00	175026.00
Vehicle New	15%	1202673	0.00	0.00	0	60134	60134.0	60134.00	1142539.00
Furniture/Fixtures(BBS)	10%	98033	0.00	0.00	0	4902	4902.0	4902.00	93131.00
<b>TOTAL</b>		<b>477498995.11</b>	<b>3326081.00</b>	<b>213221805.48</b>	<b>1843472.31</b>	<b>514643.00</b>	<b>18949365.31</b>	<b>23217170.79</b>	<b>269363406.32</b>





**BEANT COLLEGE OF ENGINEERING & TECHNOLOGY, GURDASPUR**

**DETAILS OF BALANCES WITH BANKS AS ON 31st MARCH 2014**

**ANNEXURE -E**

S.NO	PARTICULARS	ACCOUNT No.	AMOUNT(Rs)
1	State Bank of Patiala, Gurdaspur	(Main A/c)	4092514.07
2	State Bank of Patiala, Gurdaspur	(Project)	244271.14
3	State Bank of Patiala, Gurdaspur	(Amalgamated Fund A/c)	362575.74
4	State Bank of Patiala, Gurdaspur	(Hostel A/c)	265924.76
5	State Bank of Patiala, Gurdaspur	(Sholarship)	29335.00
6	State Bank of Patiala, Gurdaspur	(Book Bank Sch.)	79784.00
7	State Bank of Patiala, Gurdaspur	(University fee)	98429.00
8	State Bank of Patiala, Gurdaspur	(Caution Money)	398496.00
9	State Bank of Patiala, Gurdaspur	(Maintenance of Building)	695127.00
10	State Bank of Patiala, Gurdaspur	Corpus Fund	95496.00
11	State Bank of Patiala, Gurdaspur	Development fund	669101.00
12	State Bank of Patiala, Gurdaspur	IRG	19048.00
13	State Bank of Patiala, Gurdaspur	DTE/IT Land Compensation	900153.00
<b>TOTAL</b>			<b>7950254.71</b>

**DETAILS OF FDR'S AS ON 31st MARCH,2014**

S.NO	PARTICULARS	ACCOUNT No.	AMOUNT(Rs)
1	FDR'S Main A/c	55108985737	37091787.00
2	FDR'S Amalgamated Fund	55108985759	27656761.00
3	FDR,S Hostel Fund	55108985760	11922762.00
4	FDR,S Development Fund	65095936772	24000000.00
5	FDR,S Caution Money	65001890996	25285180.00
6	FDR'S Project	55108985748	3614001.00
7	FDR,S Corpus Fund	65021459773	74598910.00
8	FDR,S Maintenance of Building	65002503645	8353331.00
9	FDR,S University A/c	65002555639	1900000.00
10	FDR,S Endowment Fund PTU	55108985737	1000000.00
11	FDR,S DTE/IT (Land Compensation)	65113295039	18247000.00
12	FDR,S IRG	65019284783	300000.00
13	FDR,S Corpus Amalgamated Fund	55108985759	53716353.00
15	FDR,S Tuition Fee	55108985737	30000000.00
<b>TOTAL</b>			<b>317686085.00</b>

**DETAILS OF CASH IN HAND AS ON 31ST MARCH 2014**

S.NO	PARTICULARS	AMOUNT(Rs)
1	Main Cash Book	255960.00
2	Petty Cash Book	17900.75
3	Amalgamated Fund	5863.00
4	Development Fund	87172.00
5	Hostel Fund	200.00
6	Maint. & Building Fund	8250.00
<b>TOTAL</b>		<b>375345.75</b>



*Handwritten signature*

**Annexure-F****LIST OF ADVANCES PAYABLE AS ON 31st MARCH, 2014**

S.No.	Particulars	Amount(Rs.)
1	Sh. Anil Kumar, Project A/c	90.00
2	Sh. Vipam kumar, Main A/c	10.00
3	Sh. Rishi Tuli, Main A/c	7200.00
4	Sh. Nirpjit , Main A/c	20000.00
5	Sh. B.B. Saini , Development Fund	240.00
6	Sh. Sukhbir Singh, Development Fund	10.00
7	Sh. Rajnish Sharma, Main A/c	93.00
8	Sh. Ajay Kumar Dogra, Main A/c	2026.00
9	Sh. Ashok Kumar, Development Fund	237.00
10	Sh. Gurnam Singh, Main A/c	2878.00
11	Sh. Kashmir Singh, Main A/c	810.00
12	Sh. Kashmir Singh, M&B A/c	60.00
13	Sh. O P Singh Amalgamated Fund	435.00
14	Sh. Paramjit, Development Fund	50.00
15	Sh. Ranjit Singh, Amalgamated Fund	5000.00
16	Sh. Kuldeep Lal, Development Fund	61.00
	<b>Total</b>	<b>39200.00</b>

**LIST OF AVANCES PAID TO OTHERS AS ON 31st MARCH, 2014**


S.No.	Particulars	Amount(Rs.)
1	DTE/IT, PB. Chandigarh , Main A/c	150371.00
2	PB. Energy Dev. Authrity, Hostel Fund	597680.00
3	Tata Motors Ltd	1819454.00
4	Sh. Rishi Tuli Am. Fund	7200.00
5	Sh. Niripjit, Amalgamated Fund	5000.00
6	Sh. Ravinder Singh, Amalgamated Fund	300.00
7	Sh. Ravinder Singh, MS, Development Fund	2086.00
8	Sh. Arvind Kumar, Main A/c	110498.00
9	Sh. Gurnam Singh, Amalgamated Fund	7000.00
10	Sh. Harish Pungotra, Amalgamated Fund	39214.00
11	Sh. O P Singh, Main A/c	435.00
12	Sh. P K Yadav, Main A/c	12107.00
13	Sh. Ranjit Singh, Main A/c	5000.00
14	Sh. Sarabjit Singh, Main A/c	10000.00
	<b>Total</b>	<b>2766345.00</b>

**SCHEDULE OF FDR-SECURITY OUTSTANDING AS ON 31ST MARCH, 2014**

S.NO.	PARTICULARS	AMOUNT(Rs)
1	M/S. Infogenic, Chandigarh	10900.00
	<b>Total</b>	<b>10900.00</b>

**DETAILS OF SECURITIES PAYABLE AS ON 31ST MARCH, 2014**

S.NO.	PARTICULARS	AMOUNT(Rs)
1	LPG	18900.00
2	ELECT. METER	8000.00
3	LIBRARY	6000.00
	<b>Total</b>	<b>32900.00</b>



*Handwritten signature*

**BEANT COLLEGE OF ENGG.& TECHNOLOGY, GURDASPUR**  
**LIST OF MISC. LIABILITIES AS ON 31ST MARCH, 2014**

ANNEXURE-G

S.NO.	PARTICULARS	AMOUNT(Rs)
	i) Admin. Charges	563.00
	ii) Edusat	4000.00
	Total	<b>4563.00</b>

**BALANCE SHEET OF DEVELOPMENT FUND AS ON 31ST MARCH,2014**

S.NO.	PARTICULARS	AMOUNT(Rs)
	<b>Opening Balance 01.04.2013</b>	
1	Cash at Bank	578599.00
2	Cash in Hand	48858.00
3	FDR with Bank A/C NO. 65095936772	13167057.00
4	Library Books	145653.00
5	Mach. & Equipment	3802316.00
6	Building (Campus Development)	576149.00
7	Capital Work In Progress	12000000.00
8	PWD B&R, GSP	2375000.00
9	Sh. Ravinder Singh	3841.00
	Add: Amount Transferred during the year 2013-14	19029400.00
	Add: Interest recd. During the year	931113.00
	Less:	
	Sh. B B Saini	240.00
	Sh. Sukhbir Singh	10.00
		250.00
		<b>52657986.00</b>
	<b>Less: Expenditure during the year 2013-14</b>	
	Maint. Of Electrical, Civil and public health work	1070708.00
	Maint. Of Internet/Computers	784430.00
	Raw material and cosumeables	202894.00
	Training & Placement	54815.00
	Repair of Mach. & Equipment	133571.00
	Wages & Material	33660.00
	Bank Charges	858.00
		2280936.00
	<b>BALANCE AS ON 31ST MARCH 2014</b>	<b>50376800.00</b>

**DETAIL OF CLOSING BALANCES AS ON 31ST MARCH 2014**

	Cash in hand	87172.00	
	Cash at Bank	669101.00	
	Library Books	145653.00	
	FDRs with Bank	24000000.00	
	Mach. & Equipment	3888689.00	
	Building Campus Dev.	587570.00	
	Capital Work In Progress AUDITORIUM	12000000.00	
	Tata Motors Ltd.	1819454.00	
	Vehicle New	1202673.00	
	PWD B&R , Gsp.	5975000.00	
	Advance Sh Ravinder Singh (MS)	2086.00	<b>50377398.00</b>
	<b>Less: Advance Payble</b>		
	Sh. B B Saini	240.00	
	Sh. Sukhbir Singh	10.00	
	Sh. Ashok Kumar	237.00	
	Sh. Kuldeep Lal	61.00	
	Sh. Paramjit	50.00	598.00
	<b>CLOSING BALANCES AS ON 31ST MARCH 2014</b>		<b>50376800.00</b>



*A Mr*

**(A) DETAILS OF OTHER RECEIPTS AS ON 31ST MARCH 2014**

S.NO.	PARTICULARS	AMOUNT(Rs)
1	Sale of Tenders forms	11100.00
2	Misc.receipts.	432755.00
3	Fine fee	122825.00
4	Book/Library fine	6336.00
5	Sale of Applicatin forms	340950.00
TOTAL		<b>913966.00</b>

**(B) DETAILS OF SALARY AND ALLOWANCES AS ON 31ST MARCH 2014**

S.NO.	PARTICULARS	AMOUNT(Rs)
1	Pay & Allwances.	126186018.00
2	CPF College contribution	9726805.00
TOTAL		<b>135912823.00</b>

**(C) MAINTENANCE EXPENSES AS ON 31ST MARCH 2014**

S.NO.	PARTICULARS	AMOUNT(Rs)
1	Wages	6305535.00
2	Maint.& Repair of Equipment	471396.00
TOTAL		<b>6776931.00</b>

**(D) BANK CHARGES AS ON 31ST MARCH 2014**

S.NO.	PARTICULARS	AMOUNT(Rs)
1	Cauton Money	75.00
2	Main A/c	2382.00
TOTAL		<b>2457.00</b>

**(E) DETAILS OF BANK INTEREST RECEIVED AS ON 31ST MARCH 2014**

S.NO.	PARTICULARS	AMOUNT(Rs)
1	Main A/c	8964178.00
2	University Fee	27033.00
3	Cauton Money	4040157.00
4	Maint. Of Building	1280213.00
5	Scholarship	1139.00
6	Project	321763.00
7	IRG	4251.00
8	Corpus Fund	11822422.00
9	Book Bank Scheme	51969.00
10	Land Compensation	4062480.00
11	Interest Income (TDS Amount)	3054512.00
TOTAL		<b>33630117.00</b>



*Handwritten signature/initials in blue ink.*